

Little Crown of the Holy Infant

Written & Illustrated by Alice Cantrell ©2006

This little chaplet has been around since the mid 17th century. It was given to Venerable Margaret of the Blessed Sacrament in a private revelation of the Child Jesus. Little Jesus promised special graces of innocence and purity of heart for all who prayed it in honor of the mysteries of His holy infancy. The gold and bronze in this small chaplet call to mind a regal little crown fit for our Infant King. This chaplet is sometimes called Infant of Prague Chaplet.

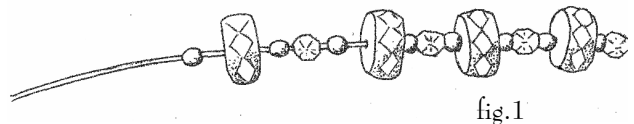
To construct this chaplet, you will need the following:

- A rosary center piece honoring little Jesus or Infant of Prague in bronze.
- A medal of the Infant Jesus or a crucifix
- 15- 8x4mm, clear/gold, fire-polished rondell beads
- 8- 4mm Czech fire polished glass beads (Clarit color)
- 13- 3mm Czech fire polished glass beads (Clarit color)
- 30- 2mm bronze African trade beads
- Soft Flex or other beading wire size .019
- 4- 2mm crimp beads in gold
- Crimp Pliers and Beading wire cutters

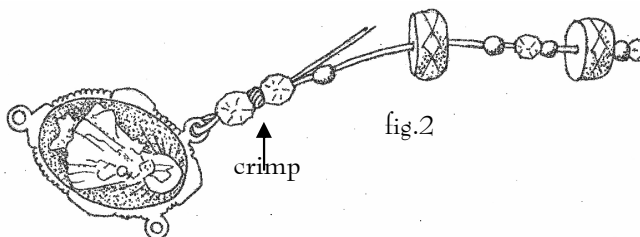


1. Start by unrolling a (approximately) 12-inch length of beading wire, but DO NOT cut the wire from the spool. By working directly off the spool of wire, there will be less wasted wire. Now string one of the 4mm Czech fire-polished glass beads, a crimp bead, a second 4mm fire-polished bead and then a single bronze African trade bead.

2. Slide on the first 8x4 clear/gold bead and follow with a 2mm trade bead, a 3mm fire-polished glass bead and another trade bead. (fig.1) Continue this pattern until you have 12 of the 8x4 clear/gold rondell beads on the wire.



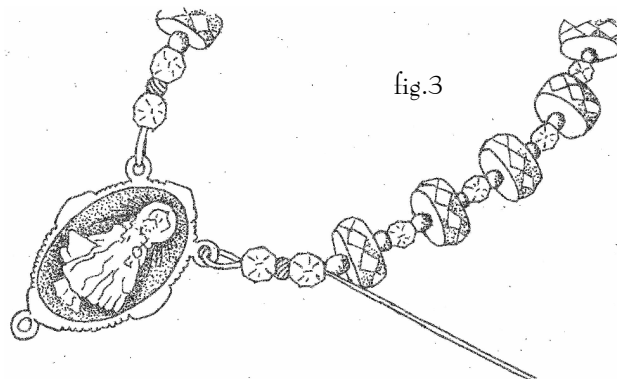
3. After stringing the last 8x4 bead, end with the same combination that began the chaplet. (One of the bronze African trade beads, 4mm Czech fire-polished beads, a crimp bead, and then a second 4mm fire-polished bead.)



4. You are now ready to attach the ends of the loop part of this chaplet to the rosary center piece. Thread the end of the wire through one of the holes at the top of the center and

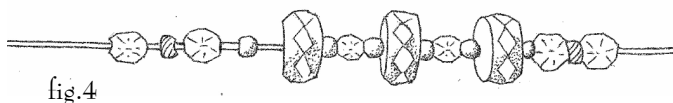
then carefully thread it back through the last two 4mm fire polished beads with the crimp bead between them. (fig.2) Try to keep the two wires parallel to each other, (without crossing) and carefully crimp the crimp bead with your pliers as explained in the "Basic How To's" section. Snip off the extra wire close to the 4mm glass bead.

5. You can now cut your chaplet free from the spool of wire, but make sure to leave at least a 3-inch length of wire when you make the cut. Hold your chaplet up by the end of the wire to let any twists fall out and make sure there are no missing beads. Now, thread the end of the wire through the second top loop in the center and repeat step 4 to secure. (fig.3)

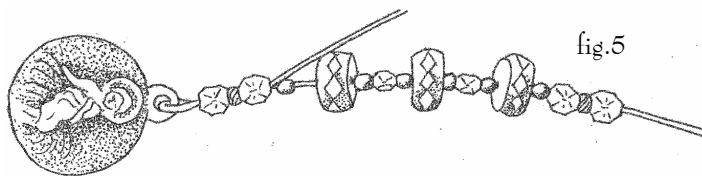


6. It's now time to construct the "tail" of this chaplet. Once again, working with the jewelry wire still attached to the spool (so that there is less waste), thread on one 4mm Czech fire-polished glass bead, a crimp bead and then another 4mm Czech bead followed by one of the 2mm African trade beads.

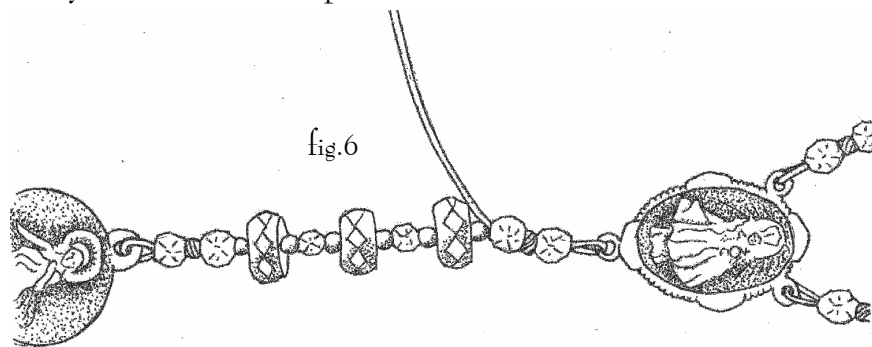
7. Next, string on the first 8x4mm clear/gold, fire-polished rondell followed by the trade bead, 3mm fire-polished glass, trade bead combination. Repeat until you have 3 of the 8x4 clear/gold beads on the wire and follow with same beads in step 6, but in reverse order. (fig.4)



8. Now string the end of the wire through the hole in the medal and back through the two 4mm fire-polished beads with the crimp bead between them. Crimp the crimp bead and trim off the extra wire close to the second 4mm fire-polished glass bead. Clip the chaplet tail off of the spool of wire leaving a 3-inch length of wire to work with. (fig.5)



9. You are now ready to attach the tail of the chaplet to the center piece. Simply thread the free end of the wire through the bottom hole in the center and follow the directions in step 8. (fig.6) Your Little Crown of the Holy Infant is now complete!



Little Crown Chaplet Prayers

On the medal, say:

Divine Infant Jesus, I adore Your Cross, and I accept all the crosses You will be pleased to send me. Adorable Trinity, I offer You for the glory of the Holy Name of God all the adorations of the Sacred Heart of the Holy Infant Jesus.

On the first 3 beads:

Say 3 *Our Fathers* three times in honor of the Holy Family. Before each *Our Father* say: *And the Word was made flesh, and dwelt among us.*

On each of the 12 beads that make up the crown:

Say the Hail Mary 12 times in honor of the 12 years of our Divine Savior's Infancy. Before each Hail Mary, say: *And the Word was made flesh, and dwelt among us.*

At the end of the chaplet, say:

Holy Infant Jesus, bless and protect us!